NOTES: (UNLESS OTHERWISE SPECIFIED)

1. MATERIALS: HOUSING - LIQUID CRYSTAL POLYMER (LCP), GLASS-FILLED, UL94V-0
   TERMINALS - HIGH PERFORMANCE COPPER ALLOY
2. FINISH: SELECTIVE GOLD (Au) IN CONTACT AREA, SELECTIVE TIN/LEAD (Sn/Pb) ON PCB TAILS, NICKEL (Ni) OVERALL.
3. REFER TO MOLEX PRODUCT SPECIFICATION PS-75221-999 FOR PERFORMANCE SPECIFICATIONS.
4. SIGNAL WAFERS ARE SUPPLIED ON A STAINLESS STEEL STIFFENER IN GROUPS OF 10 OR 25.
5. THE SPECIFIED KEEP-OUT ZONE IS REQUIRED FOR CONNECTOR REPAIRABILITY.
6. ROWS A,B,D,E,G, AND H ARE SIGNAL ROWS.
7. ROWS C,F, AND I ARE GROUND ROWS.

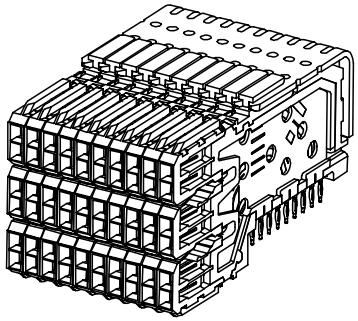

MATERIAL NUMBER	MINIMUM GOLD PLATING
75371-0001	0.00076mm (30uIN)
75371-0051	0.00127mm (50uIN)

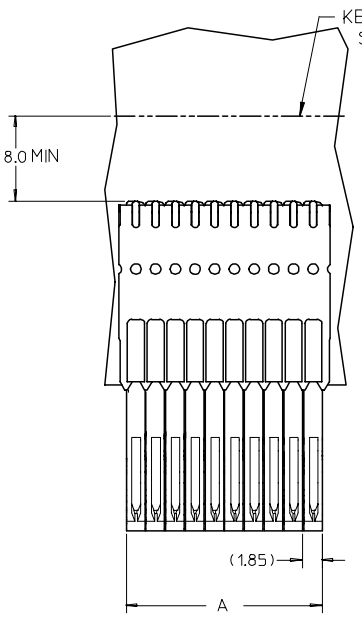

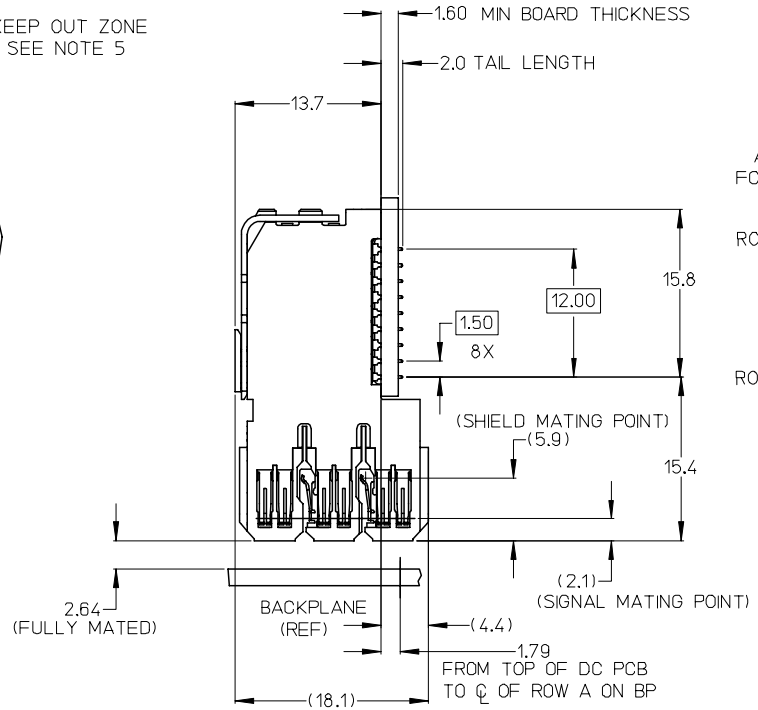

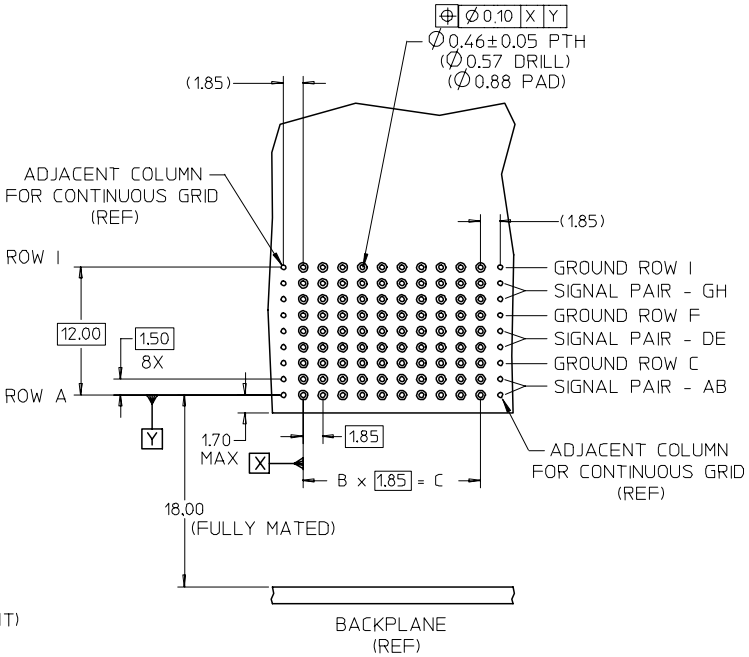

DAUGHTERCARD HOLE PATTERN
(CONNECTOR SIDE)

NUMBER OF SIGNAL WAFERS	A	B	C
10	18.50	9	16.65
25	46.25	24	44.40

REV	DESCRIPTION
A	INITIAL RELEASE EC NO: UCP2006-1469 DRWN:KMULVEY 2006/01/03 CHKD: 2006/01/03 APPR:KMULVEY 2006/01/03

QUALITY SYMBOLS: ▼-0 ▽C-0

GENERAL TOLERANCES (UNLESS SPECIFIED)

	mm	INCH
4 PLACES	± ---	± ---
3 PLACES	± ---	± ---
2 PLACES	± 0.13	± ---
1 PLACE	± 0.25	± ---
ANGULAR ±1/2°		

DRAFT WHERE APPLICABLE
MUST REMAIN WITHIN DIMENSIONS

SCALE 3:1 | DESIGN UNITS METRIC | THIRD ANGLE PROJECTION | REVISE ON CAD ONLY

DIMENSION STYLE: MM ONLY

DRAWN BY KMULVEY 05/12/28
CHECKED BY JMYCZEK 05/12/28
APPROVED BY CBIXLER 05/12/28

TITLE: GBX 3 PAIR DAUGHTERCARD SIGNAL WAFER SALES DRAWING

molex MOLEX INCORPORATED

MATERIAL NO. SEE CHART | DOCUMENT NO. SD-75371-001 | SHEET NO. 1 OF 1

THIS DRAWING CONTAINS INFORMATION THAT IS PROPRIETARY TO MOLEX INCORPORATED AND SHOULD NOT BE USED WITHOUT WRITTEN PERMISSION

C